



MUNICIPIO DE CALDAS
NIT: 890.980.447-1
BALANCE COMPARATIVO
MARZO 30 DE 2016 A MARZO 30 DE 2017



CUENTA	DESCRIPCION	2016	2017	VARIACION ABSOLUTA	VARIACION PORCENTUAL	ANALISIS VERT	
1	ACTIVOS	176,906,493,368.93	184,424,489,022.84	7,517,995,653.91	4.25%		
11	EFFECTIVO	12,919,996,094.65	13,062,357,627.33	142,361,532.68	1.10%		7.08%
1105	CAJA	3,447,275.00	3,688,585.00	241,310.00	7.00%	0.03%	
110501	CAJA PRINCIPAL	-	3,688,585.00	3,688,585.00	0.00%	100.00%	
110502	CAJA MENOR	3,447,275.00	-	3,447,275.00	-100.00%	0.00%	
1110	DEPOSITOS EN INSTITUCIONES FINANCIERAS	12,916,548,819.65	13,058,669,042.33	142,120,222.68	1.10%	99.97%	
111005	CUENTA CORRIENTE	6,309,706,865.91	5,067,373,452.40	1,242,333,413.51	-19.69%	38.80%	
111006	CUENTA DE AHORRO	6,606,841,953.74	7,991,295,589.93	1,384,453,636.19	20.95%	61.20%	
12	INVERSIONES E INSTRUMENTOS DERIVADOS	133,477,398.61	65,202,909.34	68,274,489.27	-51.15%		0.04%
1201	INVERSIONES ADMINISTRACION DE LIQUIDEZ E	100,000.00	100,000.00	-	0.00%	0.15%	
120106	CERTIFICADOS DE DEPOSITO A TERMINO	100,000.00	100,000.00	-	0.00%	100.00%	
1207	INVERS.PATRIMONIALES EN ENT.NO CONTROLADAS	143,702,906.02	100,000,000.00	43,702,906.02	-30.41%	153.37%	
120755	SOCIEDADES DE ECONOMIA MIXTA	143,702,906.02	100,000,000.00	43,702,906.02	-30.41%	100.00%	
1216	INVERS.PATRIMONIALES EN ENT.EN LIQUIDACION	24,571,583.25	-	24,571,583.25	-100.00%	0.00%	
121606	ENTIDADES DEL SECTOR SOLIDARIO	24,571,583.25	-	24,571,583.25	-100.00%	#DIV/0!	
1280	PROVISION PARA PROTECCION DE INVERSIONES	34,897,090.66	34,897,090.66	-	0.00%	-53.52%	
128034	INVERSIONES PATRIMONIALES EN ENTIDADES	34,897,090.66	34,897,090.66	-	0.00%	100.00%	
13	RENTAS POR COBRAR	5,001,447,845.81	6,977,008,920.40	1,975,561,074.59	39.50%		3.78%
1305	VIGENCIA ACTUAL	1,134,356,943.00	1,744,819,120.44	610,462,177.44	53.82%	25.01%	
130507	IMPUESTO PREDIAL UNIFICADO	778,418,885.00	902,492,775.25	124,073,890.25	15.94%	51.72%	
130508	IMPUESTO DE INDUSTRIA Y COMERCIO	311,519,568.00	783,435,952.81	471,916,384.81	151.49%	44.90%	
130521	IMPUESTO DE AVISOS, TABLEROS Y VALLAS	30,943,144.00	40,294,494.57	9,351,350.57	30.22%	2.31%	
130562	SOBRETASA BOMBERIL	13,475,346.00	18,595,897.81	5,120,551.81	38.00%	1.07%	
1310	VIGENCIAS ANTERIORES	3,867,090,902.81	5,232,189,799.96	1,365,098,897.15	35.30%	74.99%	
131007	IMPUESTO PREDIAL UNIFICADO	2,461,005,745.81	2,822,321,512.24	361,315,766.43	14.68%	53.94%	
131008	IMPUESTO DE INDUSTRIA Y COMERCIO	1,262,788,676.00	2,259,065,549.09	996,276,873.09	78.89%	43.18%	
131020	IMPUESTO DE AVISOS, TABLEROS Y VALLAS	110,283,798.00	109,837,079.85	446,718.15	-0.41%	2.10%	
131059	SOBRETASA BOMBERIL	33,012,683.00	40,965,658.78	7,952,975.78	24.09%	0.78%	
14	DEUDORES	13,923,103,540.85	17,125,589,795.88	3,202,486,255.03	23.00%		9.29%
1401	INGRESOS NO TRIBUTARIOS	9,478,850,656.00	10,631,354,051.03	1,152,503,395.03	12.16%	62.08%	
140102	MULTAS	7,040,746,467.00	8,211,257,117.15	1,170,510,650.15	16.62%	77.24%	
140103	INTERESES	1,948,470,343.00	1,760,663,950.88	187,806,392.12	-9.64%	16.56%	
140104	SANCCIONES	10,330,546.00	10,758,602.00	428,056.00	4.14%	0.10%	
140129	DERECHOS DE TRANSITO	479,303,300.00	648,674,381.00	169,371,081.00	35.34%	6.10%	
140155	CALCOMANIAS DE VEHICULOS	-	-	-	0.00%	0.00%	
1413	TRANSFERENCIAS POR COBRAR	418,269,294.00	1,344,516,105.00	926,246,811.00	221.45%	7.85%	
141315	DE PARTICIPACION	379,220,685.00	359,760,954.00	19,459,731.00	-5.13%	26.76%	
141316	PARTICIPACION PARA EDUCACION GRATUIDAD	-	71,290,572.00	71,290,572.00	0.00%	5.30%	
141317	S.G.P PARTICIACION PARA PROPOSITO INVERSION	-	263,414,028.00	263,414,028.00	0.00%	19.59%	
141318	SGP PARTICIPACION PARA PENSIONES FONPET	20,994,141.00	244,451,037.00	223,456,896.00	1064.38%	18.18%	
141319	S.G.P PROGRAMAS DE ALIMENTACION	-	10,554,293.00	10,554,293.00	0.00%	0.78%	
141322	S.G.P PARTICIPACION PARA AGUA POTABLE Y SANEAMIENTO BASICO	18,054,468.00	395,045,221.00	376,990,753.00	2088.07%	29.38%	
1420	AVANCES Y ANTICIPOS ENTREGADOS	614,162,704.00	1,441,884,089.00	827,721,385.00	134.77%	8.42%	
142013	ANTICIPOS PARA PROYECTOS DE INVERSION	612,924,704.00	843,090,530.00	230,165,826.00	37.55%	58.47%	
142014	ANTICIPOS PARA CONSTRUCCION DE INFRAESTR	-	597,555,559.00	597,555,559.00	0.00%	41.44%	
142090	OTROS AVANCES Y ANTICIPOS	1,238,000.00	1,238,000.00	-	0.00%	0.09%	
1424	RECURSOS ENTREGADOS EN ADMINISTRACION	3,337,912,725.00	3,592,412,725.00	254,500,000.00	7.62%	20.98%	
142402	EN ADMINISTRACION	3,337,912,725.00	3,592,412,725.00	254,500,000.00	7.62%	100.00%	
1470	OTROS DEUDORES	88,107,436.85	129,622,100.85	41,514,664.00	47.12%	0.76%	
147006	ARRENDAMIENTOS	3,572,845.00	45,078,400.00	41,505,555.00	1161.69%	34.78%	
147008	CUOTAS PARTES DE PENSIONES	84,395,165.85	84,395,165.85	-	0.00%	65.11%	
147090	APORVECHAMIENTO, REINTEGRO Y RECONEXION	139,426.00	148,535.00	9,109.00	6.53%	0.11%	
1480	PROVISION PARA DEUDORES (CR)	14,199,275.00	14,199,275.00	-	0.00%	-0.08%	



MUNICIPIO DE CALDAS
NIT: 890.980.447-1
BALANCE COMPARATIVO
MARZO 30 DE 2016 A MARZO 30 DE 2017



CUENTA	DESCRIPCION	2016	2017	VARIACION ABSOLUTA	VARIACION PORCENTUAL	ANALISIS VERT	
148090	OTROS DEUDORES	14,199,275.00	14,199,275.00	-	0.00%	100.00%	
16	PROPIEDADES, PLANTA Y EQUIPO	102,716,789,826.17	103,214,924,689.61	498,134,863.44	0.48%		55.97%
1605	TERRENOS	53,682,529,435.00	53,682,529,435.00	-	0.00%	52.01%	
160501	URBANOS	52,158,924,365.00	52,158,924,365.00	-	0.00%	97.16%	
160502	RURALES	1,523,605,070.00	1,523,605,070.00	-	0.00%	2.84%	
1615	CONSTRUCCIONES EN CURSO	488,960,719.00	1,047,445,408.00	558,484,689.00	114.22%	1.01%	
161501	EDIFICACIONES	274,969,143.00	833,453,832.00	558,484,689.00	203.11%	79.57%	
161504	PLANTAS, DUCTOS Y TUNELES	213,991,576.00	213,991,576.00	-	0.00%	20.43%	
1635	BIENES MUEBLES EN BODEGA	882,188,210.00	882,188,210.00	-	0.00%	0.85%	
163501	MAQUINARIA Y EQUIPO	238,599,547.00	238,599,547.00	-	0.00%	27.05%	
163503	MUEBLES, ENSERES Y EQUIPO DE OFICINA	447,687,305.00	447,687,305.00	-	0.00%	50.75%	
163504	EQUIPOS DE COMUNICACIÓN Y COMPUTACIÓN	192,226,358.00	192,226,358.00	-	0.00%	21.79%	
163511	EQUIPOS DE COMEDOR, COCINA, DESPENSA Y H	3,346,000.00	3,346,000.00	-	0.00%	0.38%	
163590	OTROS BIENES MUEBLES EN BODEGA	329,000.00	329,000.00	-	0.00%	0.04%	
1640	EDIFICACIONES	29,712,935,985.00	29,712,935,985.00	-	0.00%	28.79%	
164001	EDIFICIOS Y CASAS	4,371,973,272.00	4,371,973,272.00	-	0.00%	14.71%	
164009	COLEGIOS Y ESCUELAS	24,927,648,813.00	24,927,648,813.00	-	0.00%	83.89%	
164018	BODEGAS Y HANGARES	49,650,000.00	49,650,000.00	-	0.00%	0.17%	
164019	INSTALACIONES DEPORTIVAS Y RECREACIONALE	363,663,900.00	363,663,900.00	-	0.00%	1.22%	
1645	PLANTAS, DUCTOS Y TUNELES	20,206,806,481.21	20,206,806,481.21	-	0.00%	19.58%	
164502	PLANTAS DE TRATAMIENTO	8,773,823,806.00	8,773,823,806.00	-	0.00%	43.42%	
164513	ACUEDUCTO Y CANALIZACIÓN	6,445,433,756.21	6,445,433,756.21	-	0.00%	31.90%	
164516	PLANTAS, DUCTOS Y TUNELES DE USO PERMANE	4,987,548,919.00	4,987,548,919.00	-	0.00%	24.68%	
1655	MAQUINARIA Y EQUIPO	235,877,895.92	235,877,895.92	-	0.00%	0.23%	
165504	MAQUINARIA INDUSTRIAL	7,800,000.00	7,800,000.00	-	0.00%	3.31%	
165505	EQUIPO DE MUSICA	89,720,000.00	89,720,000.00	-	0.00%	38.04%	
165506	EQUIPO DE RECREACIÓN Y DEPORTE	6,445,000.00	6,445,000.00	-	0.00%	2.73%	
165508	EQUIPO AGRÍCOLA	1,500,000.00	1,500,000.00	-	0.00%	0.64%	
165511	HERRAMIENTAS Y ACCESORIOS	5,000,000.00	47,712,895.60	42,712,895.60	854.26%	20.23%	
165520	EQUIPO DE CENTROS DE CONTROL	69,800,000.00	69,800,000.00	-	0.00%	29.59%	
165590	OTRA MAQUINARIA Y EQUIPO	55,612,895.92	12,900,000.32	-42,712,895.60	-76.80%	5.47%	
1660	EQUIPO MÉDICO Y CIENTÍFICO	281,558,861.00	1,271,367,342.00	989,808,481.00	351.55%	1.23%	
166002	EQUIPO DE LABORATORIO	29,313,696.00	29,313,696.00	-	0.00%	2.31%	
166090	OTRO EQUIPO MÉDICO Y CIENTÍFICO	252,245,165.00	1,242,053,646.00	989,808,481.00	392.40%	97.69%	
1665	MUEBLES, ENSERES Y EQUIPO DE OFICINA	262,266,113.60	263,832,113.60	1,566,000.00	0.60%	0.26%	
166501	MUEBLES Y ENSERES	240,119,369.60	241,685,369.60	1,566,000.00	0.65%	91.61%	
166502	EQUIPO Y MAQUINA DE OFICINA	12,851,400.00	12,851,400.00	-	0.00%	4.87%	
166590	OTROS MUEBLES, ENSERES Y EQUIPO DE OFICI	9,295,344.00	9,295,344.00	-	0.00%	3.52%	
1670	EQUIPOS DE COMUNICACIÓN Y COMPUTACIÓN	804,617,417.84	821,299,497.84	16,682,080.00	2.07%	0.80%	
167001	EQUIPO DE COMUNICACIÓN	67,724,129.88	84,406,209.88	16,682,080.00	24.63%	10.28%	
167002	EQUIPO DE COMPUTACIÓN	727,156,287.96	727,156,287.96	-	0.00%	88.54%	
167090	OTROS EQUIPOS DE COMUNICACIÓN Y COMPUTAC	9,737,000.00	9,737,000.00	-	0.00%	1.19%	
1675	EQUIPOS DE TRANSPORTE, TRACCIÓN Y ELEVAC	828,156,721.24	828,156,721.24	-	0.00%	0.80%	
167502	TERRESTRE	828,156,721.24	828,156,721.24	-	0.00%	100.00%	
1680	EQUIPOS DE COMEDOR, COCINA, DESPENSA Y H	4,130,000.00	4,130,000.00	-	0.00%	0.00%	
168002	EQUIPO DE RESTAURANTE Y CAFETERÍA	4,130,000.00	4,130,000.00	-	0.00%	100.00%	
1685	DEPRECIACIÓN ACUMULADA (CR)	4,673,238,013.64	5,741,644,400.20	1,068,406,386.56	22.86%	-5.56%	
168501	EDIFICACIONES	3,420,049,664.88	4,203,093,761.46	783,044,096.58	22.90%	73.20%	
168504	MAQUINARIA Y EQUIPO	216,911,115.00	235,733,646.26	18,822,531.26	8.68%	4.11%	
168506	MUEBLES, ENSERES Y EQUIPO DE OFICINA	157,669,492.77	191,687,789.10	34,018,296.33	21.58%	3.34%	
168507	EQUIPOS DE COMUNICACIÓN Y COMPUTACIÓN	336,401,596.56	443,854,024.99	107,452,428.43	31.94%	7.73%	
168508	EQUIPOS DE TRANSPORTE, TRACCIÓN Y ELEVAC	538,577,529.32	664,283,178.39	125,705,649.07	23.34%	11.57%	
168509	EQUIPOS DE COMEDOR, COCINA, DESPENSA Y H	3,628,615.11	2,992,000.00	-636,615.11	-17.54%	0.05%	



MUNICIPIO DE CALDAS
NIT: 890.980.447-1
BALANCE COMPARATIVO
MARZO 30 DE 2016 A MARZO 30 DE 2017



CUENTA	DESCRIPCION	2016	2017	VARIACION ABSOLUTA	VARIACION PORCENTUAL	ANALISIS VERT	
17	BIENES DE BENEFICIO Y USO PÚBLICO E HIST	20,669,691,806.23	20,338,082,987.67	- 331,608,818.56	-1.60%		11.03%
1710	BIENES DE BENEFICIO Y USO PÚBLICO EN SER	21,635,489,650.00	22,033,606,494.00	398,116,844.00	1.84%	108.34%	
171001	RED TERRESTRE	14,127,969,990.00	14,526,086,834.00	398,116,844.00	2.82%	65.93%	
171005	PARQUES RECREACIONALES	6,919,948,560.00	6,919,948,560.00	-	0.00%	31.41%	
171090	OTROS BIENES DE BENEFICIO Y USO PÚBLICO	587,571,100.00	587,571,100.00	-	0.00%	2.67%	
1715	BIENES HISTÓRICOS Y CULTURALES	2,153,609,068.00	2,153,609,068.00	-	0.00%	10.59%	
171505	BIBLIOTECAS	1,952,871,038.00	1,952,871,038.00	-	0.00%	90.68%	
171590	OTROS BIENES HISTÓRICOS Y CULTURALES	200,738,030.00	200,738,030.00	-	0.00%	9.32%	
1785	AMORTIZACIÓN ACUMULADA DE BIENES DE BENE	- 3,119,406,911.77	- 3,849,132,574.33	- 729,725,662.56	- 23.39%	-18.93%	
178501	RED TERRESTRE	- 1,046,569,863.75	- 1,297,083,739.83	- 250,513,876.08	- 23.94%	33.70%	
178505	PARQUES RECREACIONALES	- 1,464,341,225.25	- 1,809,001,478.25	- 344,660,253.00	- 23.54%	47.00%	
178590	OTROS BIENES DE BENEFICIO Y USO PÚBLICO	- 608,495,822.77	- 743,047,356.25	- 134,551,533.48	- 22.11%	19.30%	
19	OTROS ACTIVOS	21,541,986,856.61	23,641,322,092.61	2,099,335,236.00	9.75%		12.82%
1901	RESERVA FINANCIERA ACTUARIAL	20,411,315,384.60	22,495,868,686.71	2,084,553,302.11	10.21%	95.15%	
190104	ENCARGOS FIDUCIARIOS	20,411,315,384.60	22,495,868,686.71	2,084,553,302.11	10.21%	100.00%	
1905	BIENES Y SERVICIOS PAGADOS POR ANTICIPAD	140,935,285.75	146,258,755.76	5,323,470.01	3.78%	0.62%	
190501	SEGUROS	140,935,285.75	146,258,755.76	5,323,470.01	3.78%	100.00%	
1920	BIENES ENTREGADOS A TERCEROS	135,700,000.00	135,700,000.00	-	0.00%	0.57%	
192005	BIENES MUEBLES ENTREGADOS EN COMODATO	135,700,000.00	135,700,000.00	-	0.00%	100.00%	
1960	BIENES DE ARTE Y CULTURA	22,628,762.00	22,628,762.00	-	0.00%	0.10%	
196007	LIBROS Y PUBLICACIONES DE INVESTIGACIÓN	22,628,762.00	22,628,762.00	-	0.00%	100.00%	
1970	INTANGIBLES	638,610,428.60	627,484,696.60	- 11,125,732.00	-1.74%	2.65%	
197005	DERECHOS	22,202,000.00	22,202,000.00	-	0.00%	3.54%	
197007	LICENCIAS	147,846,088.60	137,004,457.60	- 10,841,631.00	-7.33%	21.83%	
197008	SOFTWARE	468,562,340.00	468,278,239.00	- 284,101.00	-0.06%	74.63%	
1975	AMORTIZACIÓN ACUMULADA DE INTANGIBLES (C	- 72,939,479.45	- 69,441,279.46	3,498,199.99	-4.80%	-0.29%	
197507	LICENCIAS	- 63,450,722.36	- 67,920,264.00	- 4,469,541.64	- 7.04%	97.81%	
197508	SOFTWARE	- 9,488,757.09	- 1,521,015.46	7,967,741.63	-83.97%	2.19%	
1999	VALORIZACIONES	265,736,475.11	282,822,471.00	17,085,995.89	6.43%	1.20%	
199934	INVERSIONES EN SOCIEDADES DE ECONOMÍA MI	264,113,204.11	281,199,200.00	17,085,995.89	6.47%	99.43%	
199938	INVERSIONES EN ENTIDADES DEL SECTOR SOLI	1,623,271.00	1,623,271.00	-	0.00%	0.57%	
2	PASIVOS	40,682,534,381.55	37,799,987,075.39	2,882,547,306.16	-7.09%		
22	OPERACIONES DE CRÉDITO PÚBLICO Y FINANCI	18,613,900,194.00	16,952,635,805.96	1,661,264,388.04	-8.92%		44.85%
2208	OPERACIONES DE CRÉD.PUB.INTER.LARGO PLAZO	- 18,613,900,194.00	- 16,952,635,805.96	1,661,264,388.04	-8.92%	100.00%	
220830	PRÉSTAMOS BANCA COMERCIAL	- 10,900,764,046.00	- 9,332,057,292.00	1,568,706,754.00	-14.39%	55.05%	
220832	PRÉSTAMOS ENTIDADES DE FOMENTO Y DESARRO	- 7,713,136,148.00	- 7,620,578,513.96	92,557,634.04	-1.20%	44.95%	
24	CUENTAS POR PAGAR	2,439,866,773.77	1,256,821,343.48	1,183,045,430.29	-48.49%		3.32%
2401	ADQUISICIÓN DE BIENES Y SERVICIOS NACION	- 761,149,263.38	- 102,578,899.84	658,570,363.54	-86.52%	8.16%	
240101	BIENES Y SERVICIOS	- 282,457,587.38	- 35,480,416.84	246,977,170.54	-87.44%	34.59%	
240102	PROYECTOS DE INVERSIÓN	- 478,691,676.00	- 67,098,483.00	411,593,193.00	-85.98%	65.41%	
2403	TRANSFERENCIAS POR PAGAR	- 168,481,482.00	- 174,527,351.00	6,045,869.00	3.59%	13.89%	
240315	OTRAS TRANSFERENCIAS	- 168,481,482.00	- 174,527,351.00	6,045,869.00	3.59%	100.00%	
2422	INTERESES POR PAGAR	- 368,507,631.55	- 43,380,010.00	325,127,621.55	-88.23%	3.45%	
242202	OPERAC.DE CRÉDITO PUB.INTERNAS LARGO PLAZO	- 368,507,631.55	- 43,380,010.00	325,127,621.55	-88.23%	100.00%	
2425	ACREEDORES	- 432,360,034.20	- 573,129,935.00	140,769,900.80	32.56%	45.60%	
242504	SERVICIOS PÚBLICOS	- 19,071,069.00	- 16,073,471.00	2,997,598.00	-15.72%	2.80%	
242507	ARRENDAMIENTOS	- 2,105,400.00	-	2,105,400.00	-100.00%	0.00%	
242518	APORTES A FONDOS PENSIONALES	- 47,438,756.00	- 46,712,682.00	726,074.00	-1.53%	8.15%	
242519	APORTES A SEGURIDAD SOCIAL EN SALUD	- 37,161,242.00	- 37,635,442.00	474,200.00	1.28%	6.57%	
242520	APORTES AL ICBF, SENA Y CAJAS DE COMPENS	- 19,991,400.00	- 20,545,500.00	554,100.00	2.77%	3.58%	
242521	SINDICATOS	- 1,269,599.00	- 1,248,268.00	21,331.00	-1.68%	0.22%	
242522	COOPERATIVAS	- 18,120,407.20	- 22,224,155.00	4,103,747.80	22.65%	3.88%	
242524	EMBARGOS JUDICIALES	- 3,203,741.00	- 17,939,335.75	14,735,594.75	459.95%	3.13%	



MUNICIPIO DE CALDAS
NIT: 890.980.447-1
BALANCE COMPARATIVO
MARZO 30 DE 2016 A MARZO 30 DE 2017




CUENTA	DESCRIPCION	2016	2017	VARIACION ABSOLUTA	VARIACION PORCENTUAL	ANALISIS VERT	
242526	FONDOS MUTUOS	161,450.00	140,675.00	20,775.00	-12.87%	0.02%	
242532	APORTE RIESGOS PROFESIONALES	5,705,500.00	6,736,000.00	1,030,500.00	18.06%	1.18%	
242541	APORT A ESC.INDUSTRIAL, INST.TEC Y ESAP	4,288,200.00	4,115,500.00	172,700.00	-4.03%	0.72%	
242546	CONTRATOS DE MEDICINA PREPAGADA	-	435,969.00	435,969.00	0.00%	0.08%	
242552	HONORARIOS	213,776,736.00	163,005,995.00	50,770,741.00	-23.75%	28.44%	
242553	SERVICIOS	45,142,102.00	213,105,445.00	167,963,343.00	372.08%	37.18%	
242590	OTROS ACREEDORES	14,924,432.00	23,211,497.25	8,287,065.25	55.53%	4.05%	
2436	RETENCIÓN EN LA FUENTE E IMPUESTO DE TIM	26,939,655.00	28,562,008.00	1,622,353.00	6.02%	2.27%	
243603	HONORARIOS	3,859,009.00	1,150,929.00	2,708,080.00	-70.18%	4.03%	
243605	SERVICIOS	270,875.00	959,080.00	688,205.00	254.07%	3.36%	
243606	ARRENDAMIENTOS	686,034.00	-	686,034.00	-100.00%	0.00%	
243608	COMPRAS	6,199,789.00	15,443,358.00	9,243,569.00	149.09%	54.07%	
243615	RETENCION POR SALARIOS	95.00	324,000.00	323,905.00	340952.63%	1.13%	
243625	IMPUESTO A LAS VENTAS RETENIDO POR CONSTI	7,208,862.00	3,593,428.00	3,615,434.00	-50.15%	12.58%	
243626	CONTRATOS DE OBRA	8,714,991.00	7,091,213.00	1,623,778.00	-18.63%	24.83%	
2445	IMPUESTO AL VALOR AGREGADO	885,120.00	9,573,486.00	8,688,366.00	981.60%	0.76%	
244502	IMPUESTOS AL VALOR AGREGADO - IVA	885,120.00	9,573,486.00	8,688,366.00	981.60%	100.00%	
2453	RECURSOS RECIBIDOS EN ADMINISTRACIÓN	681,543,587.64	325,069,653.64	356,473,934.00	-52.30%	25.86%	
245301	EN ADMINISTRACION	681,543,587.64	325,069,653.64	356,473,934.00	-52.30%	100.00%	
25	OBLIGACIONES LABORALES Y DE SEGURIDAD SO	980,615,240.11	833,061,599.61	147,553,640.50	-15.05%		2.20%
2505	SALARIOS Y PRESTACIONES SOCIALES	977,015,701.11	833,061,599.61	143,954,101.50	-14.73%	100.00%	
250501	NÓMINA POR PAGAR	734,433.87	0.18	734,434.05	-100.00%	0.00%	
250502	CESANTÍAS	829,867,821.26	657,188,834.00	172,678,987.26	-20.81%	78.89%	
250504	VACACIONES	75,678,659.00	77,578,728.00	1,900,069.00	2.51%	9.31%	
250505	PRIMA DE VACACIONES	63,424,952.98	79,975,339.00	16,550,386.02	26.09%	9.60%	
250512	BONIFICACIONES	7,309,834.00	18,318,698.79	11,008,864.79	150.60%	2.20%	
2510	PENSIONES Y PRESTACIONES ECONÓMICAS POR	3,599,539.00	-	3,599,539.00	-100.00%	0.00%	
251006	CUOTAS PARTES DE PENSIONES	3,599,539.00	-	3,599,539.00	-100.00%	#DIV/0!	
27	PASIVOS ESTIMADOS	18,456,883,124.49	18,478,186,537.73	21,303,413.24	0.12%		48.88%
2710	PROVISIÓN PARA CONTINGENCIAS	103,285,300.00	103,285,300.00	-	0.00%	0.56%	
271005	LITIGIOS O DEMANDAS	103,285,300.00	103,285,300.00	-	0.00%	100.00%	
2715	PROVISIÓN PARA PRESTACIONES SOCIALES	266,892,467.04	289,902,132.28	23,009,665.24	8.62%	1.57%	
271501	CESANTÍAS	64,797,850.91	64,135,667.00	662,183.91	-1.02%	22.12%	
271502	INTERESES SOBRE CESANTÍAS	7,778,853.61	7,699,359.83	79,493.78	-1.02%	2.66%	
271503	VACACIONES	32,360,030.36	30,578,475.07	1,781,555.29	-5.51%	10.55%	
271504	PRIMA DE SERVICIOS	64,797,850.91	64,135,667.00	662,183.91	-1.02%	22.12%	
271506	PRIMA DE VACACIONES	32,360,030.34	31,334,116.46	1,025,913.88	-3.17%	10.81%	
271507	BONIFICACIONES	-	27,883,179.92	27,883,179.92	0.00%	9.62%	
271509	PRIMA DE NAVIDAD	64,797,850.91	64,135,667.00	662,183.91	-1.02%	22.12%	
2720	PROVISIÓN PARA PENSIONES	18,086,705,357.45	18,084,999,105.45	1,706,252.00	-0.01%	97.87%	
272003	CALCULO ACTUARIAL DE PENSIONES ACTUALES	13,232,132,616.04	13,232,132,616.04	-	0.00%	73.17%	
272004	PENSIONES ACTUALES POR AMORTIZAR (DB)	4,611,118,620.34	4,612,824,872.34	1,706,252.00	0.04%	-25.51%	
272007	CALCULO ACTUARIAL DE CUOTAS PARTES DE PE	18,163,207,482.15	18,163,207,482.15	-	0.00%	100.43%	
272008	CUOTAS PARTES DE PENSIONES POR AMORTIZAR	8,697,516,120.40	8,697,516,120.40	-	0.00%	-48.09%	
29	OTROS PASIVOS	191,269,049.18	279,281,788.61	88,012,739.43	46.02%		0.74%
2905	RECAUDOS A FAVOR DE TERCEROS	191,269,049.18	279,281,788.61	88,012,739.43	46.02%	100.00%	
290518	RECAUDOS PORCENTAJE SOBRETASAS AMBIENTAL	135,683,552.00	240,189,053.00	104,505,501.00	77.02%	86.00%	
290590	OTROS RECAUDOS A FAVOR DE TERCEROS	55,585,497.18	39,092,735.61	16,492,761.57	-29.67%	14.00%	
3	PATRIMONIO	136,223,958,987.38	146,624,501,947.45	10,400,542,960.07	7.63%		
31	HACIENDA PÚBLICA	136,223,958,987.38	146,624,501,947.45	10,400,542,960.07	7.63%		100.00%
3105	CAPITAL FISCAL	128,726,870,500.74	137,934,885,603.07	9,208,015,102.33	7.15%	94.07%	
310504	MUNICIPIO	128,726,870,500.74	137,934,885,603.07	9,208,015,102.33	7.15%	100.00%	
3115	SUPERAVIT POR VALORIZACIÓN	265,736,475.11	282,822,471.00	17,085,995.89	6.43%	0.19%	

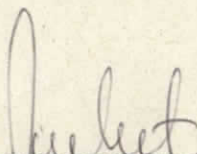



MUNICIPIO DE CALDAS
NIT: 890.980.447-1
BALANCE COMPARATIVO
MARZO 30 DE 2016 A MARZO 30 DE 2017



CUENTA	DESCRIPCION	2016	2017	VARIACION ABSOLUTA	VARIACION PORCENTUAL	ANALISIS VERT	
311534	INVERSIONES EN SOCIEDADES DE ECONOMIA MI	- 264,113,204.11	- 281,199,200.00	- 17,085,995.89	6.47%	99.43%	
311538	INVERSIONES EN ENTIDADES DEL SECTOR SOLI	- 1,623,271.00	- 1,623,271.00	-	0.00%	0.57%	
3110	RESULTADO DEL EJERCICIO	- 2,079,533,269.78	- 3,285,523,248.07	-			2.24%
311001	EXCEDENTE DEL EJERCICIO	- 2,079,533,269.78	- 3,285,523,248.07	-			
31100101	EXCEDENTE DEL EJERCICIO	- 2,079,533,269.78	- 3,285,523,248.07	-		100.00%	
3120	SUPERAVIT POR DONACION	- 1,927,012,424.00	- 1,927,012,424.00	-	0.00%		1.31%
312001	EN DINERO	- 50,000,000.00	- 50,000,000.00	-	0.00%	2.59%	
312002	EN ESPECIE	- 1,877,012,424.00	- 1,877,012,424.00	-	0.00%	97.41%	
3125	PATRIMONIO PÚBLICO INCORPORADO	- 3,698,396,140.00	- 3,630,121,650.73	68,274,489.27	-1.85%		2.48%
312526	DERECHOS	-	68,274,489.27	68,274,489.27	0.00%	-1.88%	
312530	BIENES PENDIENTES DE LEGALIZAR	- 1,255,089,525.00	- 1,255,089,525.00	-	0.00%	34.57%	
312531	BIENES DE USO PERMANENTE SIN CONTRAPREST	- 2,443,306,615.00	- 2,443,306,615.00	-	0.00%	67.31%	
3128	PROVISIONES, AGOTAMIENTOS, DEPRECIACIONES	473,589,822.25	435,863,449.42	- 37,726,372.83	-7.97%		-0.30%
312801	PROVISIONES PARA PROPIEDADES, PLANTA Y EQUIPO	874,039.05	-	874,039.05	-100.00%	0.00%	
312804	DEPRECIACIONES Y AMORTIZACIONES	289,670,044.45	245,598,435.64	- 44,071,608.81	-15.21%	56.35%	
312805	AMORTIZACION DE PROPIEDADES, PLANTA Y EQUIPO	63,242,792.13	69,588,028.11	6,345,235.98	10.03%	15.97%	
312806	AMORTIZACION DE BIENES DE BENEFICIOS Y US	119,802,946.62	120,676,985.67	874,039.05	0.73%	27.69%	


CARLOS EDUARDO DURAN FRANCO
ALCALDE


JULIETH RIOS ZAPATA
TP 185600-172


DIANA CATERINE VALDERRAMA JIMENEZ
SECRETARIA DE HACIENDA



MUNICIPIO DE CALDAS
NIT: 890.980.447-1
ESTADO DE RESULTADOS
MARZO 2016 A MARZO 2017



CUENTA	DESCRIPCION	2016	2017	VARIACION ABSOLUTA	VARIACION PORCENTUAL	ANALISIS VERT
4	INGRESOS	- 9,977,807,138.73	- 11,985,379,120.07	- 2,007,571,981.34	- 20.12%	
41	INGRESOS FISCALES	- 5,204,234,093.40	- 4,085,357,523.68	- 1,118,876,569.72	- 21.50%	34.09%
4105	TRIBUTARIOS	- 4,730,157,545.40	- 3,801,402,041.55	- 928,755,503.85	- 19.63%	93.05%
410507	IMPUESTO PREDIAL UNIFICADO	- 1,940,277,260.00	- 423,992,209.25	- 1,516,285,050.75	- 78.15%	11.15%
410508	IMPUESTO DE INDUSTRIA Y COMERCIO	- 1,863,632,433.00	- 1,931,178,986.81	- 67,546,553.81	- 3.62%	50.80%
410519	IMPUESTO DE DELINEACION URBANA, ESTUDIOS	- 18,551,970.00	- 538,132,394.00	- 519,580,424.00	- 2800.68%	14.16%
410521	IMPUESTO DE AVISOS, TABLEROS Y VALLAS	- 126,222,244.00	- 145,008,609.57	- 18,786,365.57	- 14.88%	3.81%
410533	IMPUESTO SOBRE VEHICULOS AUTOMOTORES	- 12,154,950.40	- 24,322,932.11	- 12,167,981.71	- 100.11%	0.64%
410535	SOBRETASA A LA GASOLINA	- 215,386,000.00	- 202,809,000.00	- 12,577,000.00	- 5.84%	5.34%
410545	IMPUESTO SOBRE EL SERVICIO DE ALUMBRADO	- 330,749,241.00	- 352,433,275.00	- 21,684,034.00	- 6.56%	9.27%
410558	IMPUESTO A PUBLICIDAD EXTERIOR VISUAL	- 16,615,990.00	- 7,015,959.00	- 9,600,031.00	- 57.78%	0.18%
410561	IMPUESTO SOBRE TELEGRAFOS Y TELEFONOS URBANOS	- 156,177,141.00	- 145,878,066.00	- 10,299,075.00	- 6.59%	3.84%
410562	SOBRETASA BOMBERIL	- 50,390,316.00	- 30,630,609.81	- 19,759,706.19	- 39.21%	0.81%
4110	NO TRIBUTARIOS	- 510,516,931.00	- 284,072,837.13	- 226,444,093.87	- 44.36%	6.95%
411002	MULTAS	- 46,559,559.00	- 340,455,757.25	- 293,896,198.25	- 631.23%	119.85%
411003	INTERESES	- 191,941,153.00	- 394,665,562.12	- 586,606,715.12	- 305.62%	- 138.93%
411004	SANCIONES	- 24,244,154.00	- 3,021,652.00	- 21,222,502.00	- 87.54%	1.06%
411027	ESTAMPILLAS	- 32,051,145.00	- 41,738,220.00	- 9,687,075.00	- 30.22%	14.69%
411034	DERECHOS DE TRANSITO	- 80,928,907.00	- 195,273,610.00	- 114,344,703.00	- 141.29%	68.74%
411046	LICENCIAS	- 195,347.00	- 73,770.00	- 121,577.00	- 62.24%	0.03%
411054	MATRICULAS DE VEHICULOS	- 378,483.00	- 774,602.00	- 396,119.00	- 104.66%	0.27%
411056	CALCOMANIAS DE VEHICULOS	- 23,019.00	-	- 23,019.00	- 100.00%	0.00%
411058	TRASPASO DE VEHICULOS	-	- 147,542.00	- 147,542.00	- 0.00%	0.05%
411061	CONTRIBUCIONES	- 112,755,802.00	- 89,206,203.00	- 23,549,599.00	- 20.89%	31.40%
411090	OTROS INGRESOS NO TRIBUTARIOS	- 21,439,362.00	- 8,047,043.00	- 13,392,319.00	- 62.47%	2.83%
4195	DEVOLUCIONES Y DESCUENTOS (DB)	- 36,440,383.00	- 117,355.00	- 36,323,028.00	- 99.68%	0.00%
419511	IMPUESTO DE INDUSTRIA Y COMERCIO	- 33,671,451.00	-	- 33,671,451.00	- 100.00%	0.00%
419548	SOBRETASA BOMBERIL	- 2,135,150.00	-	- 2,135,150.00	- 100.00%	0.00%
419552	OTROS INGRESOS TRIBUTARIOS MUNICIPALES	- 633,782.00	- 117,355.00	- 516,427.00	- 81.48%	100.00%
44	TRANSFERENCIAS	- 4,244,724,647.65	- 4,147,973,609.59	- 96,751,038.06	- 2.28%	34.61%
4408	SISTEMA GENERAL DE PARTICIPACION	- 1,940,617,809.00	- 2,513,841,850.00	- 573,224,041.00	- 29.54%	60.60%
440817	PARTICIPACION PARA SALUD	- 1,218,025,821.00	- 1,235,705,752.00	- 17,679,931.00	- 1.45%	49.16%
440818	PARTICIPACION PARA EDUCACION	-	- 71,290,572.00	- 71,290,572.00	- 0.00%	2.84%
440819	PARTICIPACION PARA PROPOSITO GENERAL	- 489,321,904.00	- 736,243,521.00	- 246,921,617.00	- 50.46%	29.29%
440821	PROGRAMAS DE ALIMENTACION	- 19,633,177.00	- 31,662,870.00	- 12,029,693.00	- 61.27%	1.26%
440824	PARTICIPACION PARA AGUA POTABLE SANEAMIENTO BASICO	- 213,636,907.00	- 438,939,135.00	- 225,302,228.00	- 105.46%	17.46%
4413	SISTEMA GENERAL DE REGALIAS	-	- 44,838,747.10	- 44,838,747.10	- 0.00%	1.08%
441305	PARA AHORRO PENSIONAL	-	- 44,838,747.10	- 44,838,747.10	- 0.00%	100.00%
4421	SISTEMA GENERAL DE SEGURIDAD SOCIAL EN SALUD	-	- 528,896,870.49	- 528,896,870.49	- 0.00%	12.75%
442101	FOSYGA-SOLIDARIDAD	-	- 528,896,870.49	- 528,896,870.49	- 0.00%	100.00%
4428	OTRAS TRANSFERENCIAS	- 2,304,106,838.65	- 1,060,396,142.00	- 1,243,710,696.65	- 53.98%	25.56%
442802	PARA PROYECTOS DE INVERSION	- 326,540,903.00	- 427,173,021.00	- 100,632,118.00	- 30.82%	40.28%
442804	PARA PROGRAMA DE SALUD	- 1,977,565,935.65	- 633,223,121.00	- 1,344,342,814.65	- 67.98%	59.72%
48	OTROS INGRESOS	- 528,848,397.68	- 3,752,047,986.80	- 3,223,199,589.12	- 609.48%	31.31%
4805	FINANCIEROS	-	- 740,290,941.89	- 740,290,941.89	- 0.00%	19.73%
480535	RENDIMIENTOS SOBRE RECURSOS ENTREGADOS EN ADMINISTRACION	-	- 740,290,941.89	- 740,290,941.89	- 0.00%	100.00%
4808	OTROS INGRESOS ORDINARIOS	- 48,727,406.86	- 107,395,743.74	- 58,668,336.88	- 120.40%	2.86%
480803	CUOTAS PARTES DE PENSIONES	- 3,117,115.00	- 184,192.29	- 2,932,922.71	- 94.09%	- 0.17%
480809	EXCEDENTES FINANCIEROS	- 15,325,725.86	- 31,141,330.45	- 15,815,604.59	- 103.20%	29.00%
480817	ARRENDAMIENTOS	- 22,317,413.00	- 76,070,221.00	- 53,752,808.00	- 240.86%	70.83%
4810	EXTRAORDINARIOS	- 12,431,346.00	- 12,568,744.02	- 137,398.02	- 1.11%	0.33%
481008	RECUPERACIONES	-	- 178,227.00	- 178,227.00	- 0.00%	1.42%
481047	APROVECHAMIENTOS	- 7,528,478.00	- 11,501,568.02	- 3,973,090.02	- 52.77%	91.51%
481049	INDEMNIZACIONES	- 4,902,868.00	- 888,949.00	- 4,013,919.00	- 81.87%	7.07%
4815	AJUSTE DE EJERCICIOS ANTERIORES	- 467,689,644.82	- 2,891,792,557.15	- 2,424,102,912.33	- 518.31%	77.07%
481554	INGRESOS FISCALES	- 156,841,875.00	- 2,891,792,557.15	- 3,048,634,432.15	- 1943.76%	100.00%
481557	TRANSFERENCIAS	- 624,531,519.82	-	- 624,531,519.82	- 100.00%	0.00%
5	GASTOS	- 7,898,273,868.95	- 8,699,855,872.00	- 801,582,003.05	- 10.15%	
51	DE ADMINISTRACION	- 1,880,098,966.86	- 2,211,099,822.35	- 331,000,855.49	- 17.61%	25.42%
5101	SUELDOS Y SALARIOS	- 1,053,563,182.91	- 1,111,991,849.17	- 58,428,666.26	- 5.55%	50.29%
510101	SUELDOS DEL PERSONAL	- 712,222,736.00	- 709,019,305.00	- 3,203,431.00	- 0.45%	63.76%
510102	JORNALES	- 20,773,428.00	- 15,597,470.00	- 5,175,958.00	- 24.92%	1.40%
510103	HORAS EXTRAS Y FESTIVOS	- 48,725,750.00	- 49,435,535.00	- 709,785.00	- 1.46%	4.45%
510113	PRIMA DE VACACIONES	- 32,062,865.34	- 32,981,280.46	- 918,415.12	- 2.86%	2.97%
510114	PRIMA DE NAVIDAD	- 64,996,004.91	- 64,392,816.00	- 603,188.91	- 0.93%	5.79%
510117	VACACIONES	- 32,062,865.34	- 37,485,313.07	- 5,422,447.73	- 16.91%	3.37%
510118	BONIFICACION ESPECIAL DE RECREACION	-	- 4,051,844.01	- 4,051,844.01	- 0.00%	0.36%
510119	BONIFICACIONES	- 12,679.00	- 30,364,518.92	- 30,351,839.92	- 239386.70%	2.73%
510124	CESANTIAS	- 64,961,236.38	- 64,148,037.00	- 813,199.38	- 1.25%	5.77%
510125	INTERESES A LAS CESANTIAS	- 7,817,219.14	- 7,699,359.78	- 117,859.36	- 1.51%	0.69%
510130	CAPACITACION, BIENESTAR SOCIAL Y ESTIMUL	- 1,390,740.00	- 15,149,794.00	- 13,759,054.00	- 989.33%	1.36%
510147	VIATICOS	- 1,608,670.00	- 11,604,495.00	- 9,995,825.00	- 621.37%	1.04%
510152	PRIMA DE SERVICIOS	- 64,988,036.80	- 64,387,062.93	- 600,973.87	- 0.92%	5.79%
510160	SUBSIDIO DE ALIMENTACION	- 1,940,952.00	- 1,716,288.00	- 224,664.00	- 11.57%	0.15%
510164	OTRAS PRIMAS	-	- 3,958,730.00	- 3,958,730.00	- 0.00%	0.36%
5102	CONTRIBUCIONES IMPUTADAS	- 69,655,257.00	- 60,104,090.00	- 9,551,167.00	- 13.71%	2.72%
510206	PENSIONES DE JUBILACION PATRONALES	- 57,405,954.00	- 60,104,090.00	- 2,698,136.00	- 4.70%	- 28.25%
510209	AMORTIZACION CALCULO ACTUARIAL PENSIONES	- 12,249,303.09	-	- 12,249,303.09	- 100.00%	128.25%
5103	CONTRIBUCIONES EFECTIVAS	- 229,152,085.00	- 232,491,411.00	- 3,339,326.00	- 1.46%	10.51%
510302	APORTES A CAJAS DE COMPENSACION FAMILIAR	- 31,802,000.00	- 32,793,200.00	- 991,200.00	- 3.12%	29.68%
510303	COTIZACIONES A SEGURIDAD SOCIAL EN SALUD	- 76,441,265.00	- 75,615,501.00	- 825,764.00	- 1.08%	- 24.73%
510305	COTIZACIONES A RIESGOS PROFESIONALES	- 18,175,000.00	- 21,548,600.00	- 3,373,600.00	- 18.56%	9.27%
510306	COTIZ ENTID ADMINIST.DEL REG.PRIMA MEDIA	- 94,999,280.00	- 12,486,850.00	- 82,512,430.00	- 86.86%	5.37%
510307	COTIZ.A ENTID.ADMINIST.DEL REG.AHORRO IN	- 7,734,540.00	- 90,047,260.00	- 82,312,720.00	- 1064.22%	38.73%
5104	APORTES SOBRE LA NOMINA	- 39,759,000.00	- 41,017,100.00	- 1,258,100.00	- 3.16%	1.86%
510401	APORTES AL ICBF	- 23,611,400.00	- 24,597,200.00	- 985,800.00	- 4.18%	59.97%
510402	APORTES AL SENA	- 3,978,400.00	- 4,107,300.00	- 128,900.00	- 3.24%	10.01%
510403	APORTES ESAP	- 3,978,400.00	- 4,107,300.00	- 128,900.00	- 3.24%	10.01%
510404	APORTES A ESCUELAS INDUSTRIALES E INSTIT	- 8,190,800.00	- 8,205,300.00	- 14,500.00	- 0.18%	20.00%
5111	GENERALES	- 487,969,441.86	- 761,843,015.05	- 273,873,573.19	- 56.13%	34.46%
511111	COMISIONES, HONORARIOS Y SERVICIOS	- 309,878,070.00	- 317,049,008.00	- 7,170,938.00	- 2.31%	41.62%
511113	VIGILANCIA Y SEGURIDAD	-	- 20,808,246.00	- 20,808,246.00	- 0.00%	6.56%
511114	MATERIALES Y SUMINISTROS	- 14,966,951.00	- 5,945,510.00	- 9,021,441.00	- 60.28%	0.78%
511115	MANTENIMIENTO	- 553,098.00	- 133,662,431.00	- 133,109,333.00	- 24066.14%	17.54%
511117	SERVICIOS PUBLICOS	- 85,703,256.00	- 232,367,855.00	- 146,664,599.00	- 171.13%	30.50%



MUNICIPIO DE CALDAS
NIT: 890.980.447-1
ESTADO DE RESULTADOS
MARZO 2016 A MARZO 2017



CUENTA	DESCRIPCION	2016	2017	VARIACION ABSOLUTA	VARIACION PORCENTUAL	ANALISIS VERT	
511118	ARRENDAMIENTO	23,364,210.00		23,364,210.00	-100.00%	0.00%	
511121	IMPRESOS, PUBLICACIONES, SUSCRIPCIONES Y	295,000.00	1,253,590.00	958,590.00	324.95%	0.16%	
511123	COMUNICACIONES Y TRANSPORTE	6,444,221.85	9,066,165.00	2,621,943.15	40.69%	1.19%	
511125	SEGUROS GENERALES	15,362,283.01	33,533,967.05	18,171,684.04	118.29%	4.40%	
511146	COMBUSTIBLES Y LUBRICANTES	31,056,352.00	7,143,243.00	-23,913,109.00	-77.00%	0.94%	
511155	ELEMENTOS DE ASEO, LAVANDERIA Y CAFETERIA	346,000.00		346,000.00	-100.00%	0.00%	
511163	CONTRATOS DE APRENDIZAJE		1,013,000.00	1,013,000.00	0.00%	0.13%	
5120	IMPUESTOS, CONTRIBUCIONES Y TASAS		3,652,357.13	3,652,357.13	0.00%		0.17%
512011	IMPUESTO SOBRE VEHICULOS AUTOMOTORES		3,651,600.00	3,651,600.00	0.00%	99.98%	
512090	OTROS IMPUESTOS		757.13	757.13	0.00%	0.02%	
52	DE OPERACION	1,382,513,816.76	1,960,664,145.26	578,150,328.50	41.82%		22.54%
5211	GENERALES	1,382,513,816.76	1,960,664,145.26	578,150,328.50	41.82%		100.00%
521108	GASTOS DE ASOCIACION		23,786,163.00	23,786,163.00	0.00%	1.21%	
521109	COMISIONES, HONORARIOS Y SERVICIOS	603,804,984.00	676,772,879.00	72,967,895.00	12.08%	34.52%	
521111	VIGILANCIA Y SEGURIDAD		919,999.00	919,999.00	0.00%	0.05%	
521112	MATERIALES Y SUMINISTROS	23,120,500.00	21,946,740.00	-1,173,760.00	-5.08%	1.12%	
521113	MANTENIMIENTO	479,823,108.00	983,372,621.00	503,549,513.00	104.94%	50.16%	
521115	SERVICIOS PUBLICOS	237,080,106.00	60,007,451.00	-177,072,655.00	-74.69%	3.06%	
521116	ARRENDAMIENTO	2,080,000.00		2,080,000.00	-100.00%	0.00%	
521121	COMUNICACIONES Y TRANSPORTE		7,411,320.00	7,411,320.00	0.00%	0.38%	
521125	PROMOCION Y DIVULGACION		39,200,000.00	39,200,000.00	0.00%	2.00%	
521128	ALIMENTACION ESCOLAR		84,081,464.00	84,081,464.00	0.00%	4.29%	
521132	ASISTENCIA TECNICA AGROPECUARIA	20,575,808.00	13,695,500.00	-6,880,308.00	-33.44%	0.70%	
521144	COMBUSTIBLES Y LUBRICANTES		19,223,137.00	19,223,137.00	0.00%	0.98%	
521147	SERVICIOS DE ASEO, CAFETERIA, RESTAURANT	1,386,000.00	2,102,200.00	716,200.00	51.67%	0.11%	
521153	ELEMENTOS DE ASEO, LAVANDERIA Y CAFETE		18,107,626.00	18,107,626.00	0.00%	0.92%	
521164	INTANGIBLES	9,460,838.76	10,037,045.26	576,206.50	6.09%	0.51%	
521190	OTROS GASTOS GENERALES	5,182,472.00		5,182,472.00	-100.00%	0.00%	
54	TRANSFERENCIAS	233,804,321.00	226,465,363.00	-7,338,958.00	-3.14%		2.60%
5423	OTRAS TRANSFERENCIAS	233,804,321.00	226,465,363.00	-7,338,958.00	-3.14%	100.00%	
542390	OTRAS TRANSFERENCIAS	233,804,321.00	226,465,363.00	-7,338,958.00	-3.14%	100.00%	
55	GASTO PUBLICO SOCIAL	3,521,102,195.65	3,727,879,519.49	206,777,323.84	5.87%		42.85%
5501	EDUCACION	122,986,004.00	105,431,147.00	-17,554,857.00	-14.27%		2.83%
550105	GENERALES	122,986,004.00	105,431,147.00	-17,554,857.00	-14.27%	100.00%	
5502	SALUD	3,176,889,304.65	3,331,042,739.49	154,153,434.84	4.85%		89.35%
550205	GENERALES	39,314,287.00	38,409,748.00	-904,539.00	-2.30%	1.15%	
550208	SUBSIDIO A LA OFERTA	697,082.00	1,904,121.00	1,207,039.00	173.16%	0.06%	
550210	REGIMEN SUBSIDIADO	3,136,877,935.65	3,248,632,560.49	111,754,624.84	3.56%	97.53%	
550216	ACCIONES DE SALUD PUBLICA		42,096,310.00	42,096,310.00	0.00%	1.26%	
5505	RECREACION Y DEPORTE	124,258,591.00	72,068,920.00	-52,189,671.00	-42.00%		1.93%
550505	GENERALES	124,258,591.00	72,068,920.00	-52,189,671.00	-42.00%	100.00%	
5506	CULTURA	55,445,997.00	136,248,648.00	80,802,651.00	145.73%		3.65%
550605	GENERALES	55,445,997.00	136,248,648.00	80,802,651.00	145.73%	100.00%	
5507	DESARROLLO COMUNITARIO Y BIENESTAR SOCIA		19,322,866.00	19,322,866.00	0.00%		0.52%
550705	GENERALES		19,322,866.00	19,322,866.00	0.00%	100.00%	
5550	SUBSIDIOS ASIGNADOS	41,522,299.00	63,765,199.00	22,242,900.00	53.57%		1.71%
555002	PARA EDUCACION	3,221,750.00		3,221,750.00	-100.00%	0.00%	
555003	PARA ASISTENCIA SOCIAL	2,080,000.00		2,080,000.00	-100.00%	0.00%	
555009	SERVICIO DE ACUEDUCTO	36,220,549.00	63,765,199.00	27,544,650.00	76.05%	100.00%	
58	OTROS GASTOS	880,754,568.68	573,747,021.90	-307,007,546.78	-34.86%		6.59%
5801	INTERESES	872,228,093.55	367,726,253.96	-504,501,839.59	-57.84%		64.09%
580135	OPERACIONES DE CRED.PUB.INTERNAS LARGO PLAZO	871,895,602.55	364,469,154.96	-507,426,447.59	-58.20%	99.11%	
580190	OTROS INTERESES	332,491.00	3,257,099.00	2,924,608.00	879.61%	0.89%	
5805	FINANCIEROS		101,945,679.87	101,945,679.87	0.00%		17.77%
580526	ADMINISTRACION DE FIDUCIA		101,945,679.87	101,945,679.87	0.00%	100.00%	
5808	GASTOS ORDINARIOS	8,526,475.13	38,839,906.07	30,313,430.94	355.52%		6.77%
580812	SENTENCIAS		32,132,928.00	32,132,928.00	0.00%	82.73%	
580890	GASTOS ORDINARIOS	8,526,475.13	6,706,978.07	-1,819,497.06	-21.34%	17.27%	
5815	AJUSTE EJERCICIOS ANTERIORES		65,235,182.00	65,235,182.00	0.00%		11.37%
581589	GASTOS DE OPERACION		65,235,182.00	65,235,182.00	0.00%	100.00%	
9	CUENTAS DE ORDEN ACREEDORAS	-	0.00	0.00	0.00%		
91	RESPONSABILIDADES CONTINGENTES	- 3,533,473,300.00	- 3,533,473,300.00	-	0.00%		
9120	LITIGIOS Y DEMANDAS	- 3,533,473,300.00	- 3,533,473,300.00	-	0.00%	100.00%	
912002	LABORALES	- 651,192,000.00	- 651,192,000.00	-	0.00%	18.43%	
912004	ADMINISTRATIVOS	- 2,882,281,300.00	- 2,882,281,300.00	-	0.00%	81.57%	
93	ACREEDORAS DE CONTROL	- 3,424,393,964.00	- 3,184,737,050.35	239,656,913.65	-7.00%		
9390	OTRAS CUENTAS ACREEDORAS DE CONTROL	- 3,424,393,964.00	- 3,184,737,050.35	239,656,913.65	-7.00%		90.13%
939015	PORCENTAJE Y SOBRETASA AMBIENTAL AL IMPUESTO PREDIAL	- 1,173,088,153.00	- 1,050,892,499.70	122,195,653.30	-10.42%	33.00%	
939090	OTRAS CUENTAS ACREEDORAS DE CONTROL	- 2,251,305,811.00	- 2,133,844,550.65	117,461,260.35	-5.22%	67.00%	
99	ACREEDORAS POR CONTRA (DB)	6,957,867,264.00	6,718,210,350.35	-239,656,913.65	-3.44%		
9905	RESPONSABILIDADES CONTINGENTES POR CONTR	3,533,473,300.00	3,533,473,300.00	-	0.00%		52.60%
990505	LITIGIOS Y DEMANDAS	3,533,473,300.00	3,533,473,300.00	-	0.00%	100.00%	
9915	ACREEDORAS DE CONTROL POR CONTRA (DB)	3,424,393,964.00	3,184,737,050.35	-239,656,913.65	-7.00%		47.40%
991523	PORCENTAJE Y SOBRETASA AMBIENTAL AL IMPUESTO PREDIAL	1,173,088,153.00	1,050,892,499.70	-122,195,653.30	-10.42%	33.00%	
991590	OTRAS CUENTAS ACREEDORAS DE CONTROL	2,251,305,811.00	2,133,844,550.65	-117,461,260.35	-5.22%	67.00%	

CARLOS EDUARDO DURAN FRANCO
ALCALDE

DIANA CATERYNE VALDERRAMA JIMENEZ
SECRETARIA DE HACIENDA

JULIETH RIOS ZAPATA
TP 185600-11